



PayMe Donation Instructions

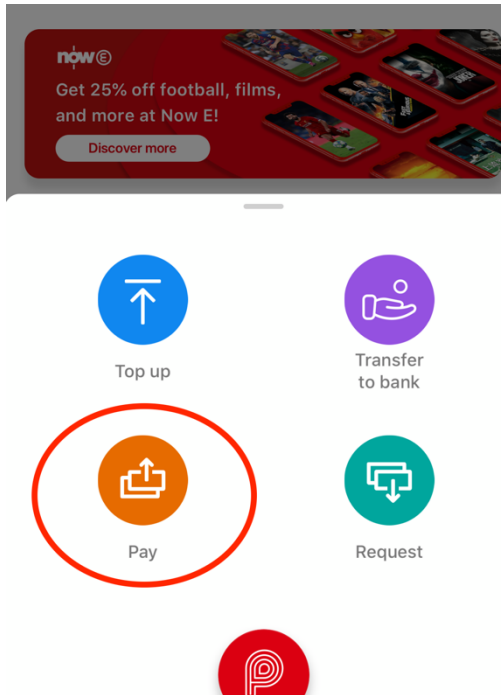
3 steps to make donation through HSBC PayMe App



CHILD DEVELOPMENT CENTRE
明德兒童啟育中心


Igniting Learning Journeys
啟育學習旅程

Step 1 – Open the PayMe app, press **【Pay】**





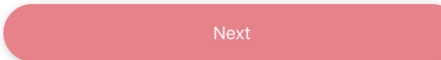

Step 2 – Scan the following QR code

The Child Development Cent





Step 3 – Enter Donation amount then press **【Next】** . If you need a donation receipt, please provide your information in the message box with **your name, phone number, email or postal address** then press **【Pay】** .

	
The Child Development Centre	The Child Development Centre
HKD 0.00	HKD
	Enter your message
1 2 3 ÷	
4 5 6 ×	
7 8 9 −	
. 0 ⌫ +	
	

Once you complete the verification, the donation is made successfully.
Thank you for joining us in igniting the learning journeys of children with individual needs!

Should you have any enquiries, please call us at 2849 6138 or email to give@cdchk.org.

